



- Insulation relay for non grounded systems
- 0-660V Line Voltage. Up to 1400V with HV adapter
- Non isolated analogue output (C-version)
- “IDV” measuring principle

Specifications

Auxiliary Voltage:	100-120, 200-240, 380-415 or 440-460VAC, 40-70Hz (Fuse 0,5A)
Optional Aux. Voltage:	12, 24VDC
Monitored voltage:	0-660V, up to 1400V with adapter
Contact Rating:	AC: 100VA -250V/2A max. DC: 50W -100V/1A max.
Adjustments:	Factory set to 30kohm. (Others available on request)
Analogue output:	0-1000kohm = 1-0mA (Only on KRM161C) 0-1000kohm = 10-0V
Temperature:	-20 to +70°C
Weight:	0.4kgs
Front protection:	IP21

Description

KRM161B or KRM161C monitors resultant insulation level between a non-grounded single or three phase AC mains and its protective earth. It can monitor both live or non-live network.

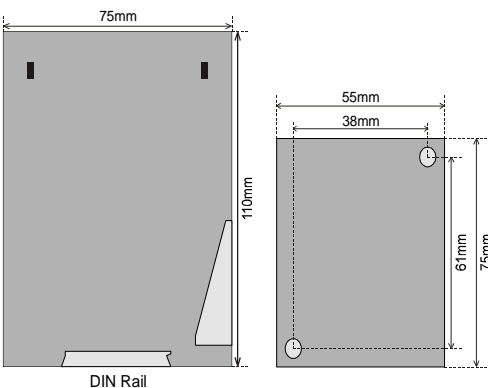
The trip level is factory set and relay will operate after a delay of approximately two seconds. Relay is fail-safe and energises when powered. Link terminal 6 and 10 to make a non-latching relay.

Only **ONE** KRM16x can be connected to each IT-system.

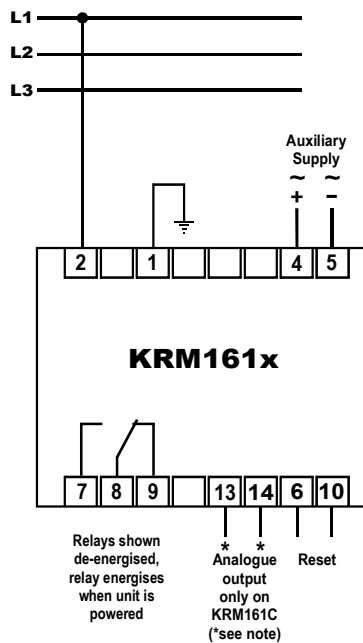
KRM161B or KRM161C uses a superimposed DC monitoring voltage and so only one unit can be connected to each isolated system.

The unit meets IEC60092-504 and the relevant environmental and EMC tests specified in IEC60068/60092 and IEC61000/60533 respectively, to comply with the requirements of the major Classification Societies.

Dimensions



Connection diagram without HV adapter 0-660V

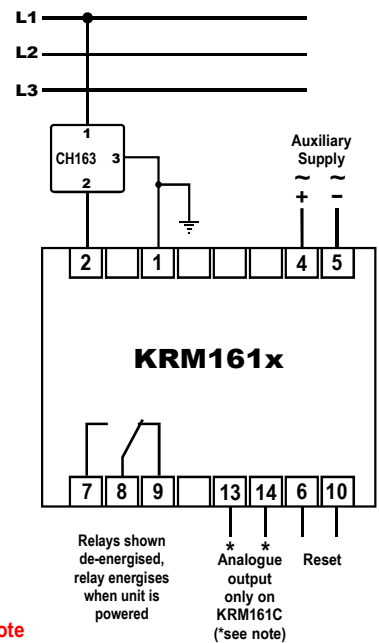


Relays shown de-energised, relay energises when unit is powered

* * Analogue output only on KRM161C (*see note)

Reset

Connection diagram with HV adapter up to 1400V



Relays shown de-energised, relay energises when unit is powered

* * Analogue output only on KRM161C (*see note)

Reset

*Note

